

## BT-01 Helmet Mounted Ear Muff

This helmet mounted, adjustable earmuff provides high comfort and impermeability thanks to its soft sponge reinforced PVC pads. Designed for use with industrial hard hats of certain sizes



### Helmet Connection Apparatus

It has high strength and adapts to many head types thanks to its adjustable structure.

### Foam Pillow

Soft sponge reinforced PVC pads are used for hygienic and comfortable use.

### ABS Material

It is made of ABS material to provide ergonomics and lightness to the users.

### ● Marking Area

All information that should be given according to European norms is on the product.

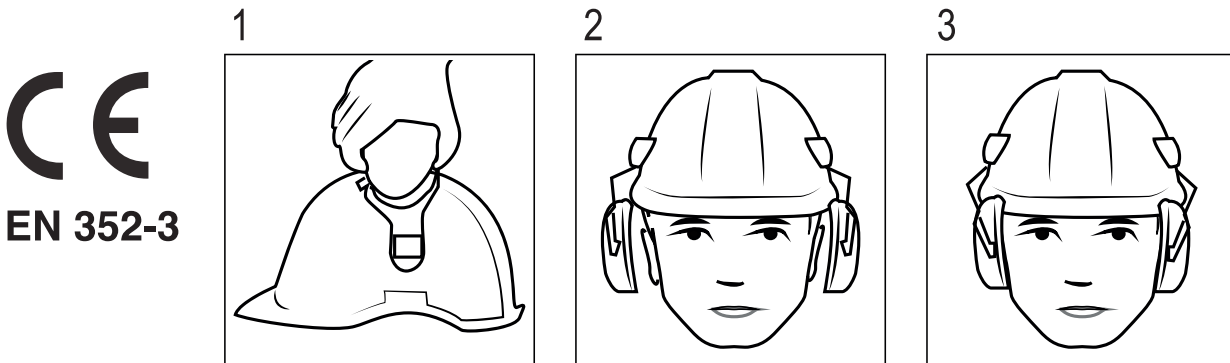
## ● Technical Specifications

Exterior	ABS
Headband	-
Cushion Material	Foam Pillow
Color	Yellow
SNR	25dB
Weight	268gr.
Box Quantity	30 Pieces
Packaging	1 Piece
Category	CAT III
Standards	EN 352-3

# STARLINE

## STANDARDS

These products are classified as Personal Protective Equipment (PPE) by the European Regulation (EU) 2016/425 and European Standard: EN352-3: 2002 (Hearing Protectors - General Rules - Part 3: Head protection and/or Face Protective Equipment) demonstrated in accordance with this regulation.



1. Click on the earmuffs to the helmet and ensure the helmet is tight and secure fit.
2. Push down the earmuffs ensuring no hair or jewellery are inside the earmuff cushions.
3. Adjust the height of the earmuffs to ensure that they completely surround the ears giving a snug comfortable fit.

### NOISE ATTENUATION LEVELS (EN352-1:2002)

BT-01	Frequency (Hz)	63	125	250	500	1000	2000	4000	8000
	Mean Attenuation (dB)	11.3	10.6	16.5	19.9	30.4	31.9	35.9	35.4
	Standard Deviation (dB)	2.8	2.7	3	2.4	3.4	3	2.8	5.7
	Assumed Protection (dB)	8.4	7.9	13.5	17.5	27	28.9	33.1	29.7
		SNR = 25 dB			H = 30 dB		M = 22 dB		L = 15 dB

## Areas of Usage



Construction



Logistics and Storage



Automobile and Transportation



Wood



Metal Production



Textile

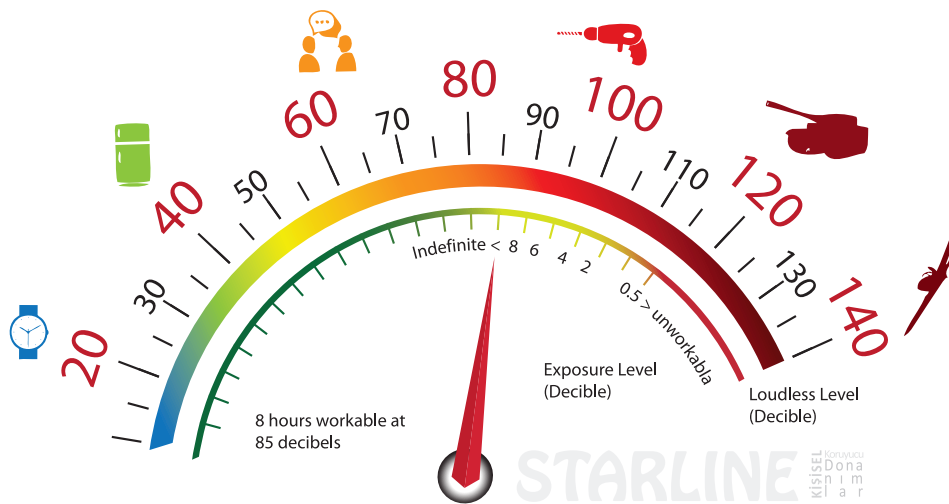
Ear muffs are used for high noise levels in many industries.

# STARLINE

## NOISE LEVEL MEASUREMENT

Sound level measurement instruments, frequency analyzers and personal or ambient noise dosimeters are used for the measurement and analysis of noise levels. There are some non-technical rules to decide whether the noise level is high in the workplace environment.

- To understand the speech of a person next to him, the person needs to speak by increasing the tone of voice outside the usual tone of speech, or if it is necessary to shout to the ear for the person to understand, the noise exceeds the permissible (workable level without ear protector) level.
- If the worker is hearing noise inside his head and tinkling in his ear, he is exposed to excessive noise
- If the worker has difficulty in clearly understanding the sounds of speech and music at the end of the working day, but if he clearly understands the sounds of speech and music when he goes to work in the morning, he / she is exposed to a high level of noise. There is no doubt that if safety measures are not taken, it is possible to suffer from hearing loss in the future



## What is SNR?

The SNR value is used to compare the noise reduction capabilities of different ear protectors. The sound intensity to the ear is determined by subtracting the SNR value from the total noise level. When the minimum exposure effective value of 80dB is exceeded, the employer must provide ear protectors and make them ready for use by workers.

eg. When an employee who experiences 106 dB of sound exposure at close range (within 1mt) uses a 26dB ear protector, the sound intensity ( $106-26=$ ) will be 80dB. In this case, the lowe

Noise Level (decibels)	Working Hours
less than 85 decibels	Indefinite
at 85 decibels	8 hours
at 92 decibels	6 hours
at 95 decibels	4 hours
at 100 decibels	2 hours
at 110 decibels	0.5 hours
more than 115 decibels	Unworkable

Sound Pressure Level Lp dB SPL	
140	Jet plane, 50 meters away
130	Pain threshold, painful sounds
120	Discomfort threshold
110	Deafening sounds
100	Disco, 1 meter away from speakers
90	Diesel truck, 10 meters away
80	Very loud sound, continuity makes deaf
70	Vacuum cleaner
60	Conversation
50	Average level, home-office, etc
40	Silent library
20	Very low, hard audible sound
10	Leaf rustle
0	Hearing threshold

# STARLINE

## INSTRUCTIONS FOR USE



### Maintenance and Cleaning

Headphones and cushions should be inspected and cleaned with a damp cloth before each reuse. Some chemicals can have a detrimental effect on these products - more information should be sought from the manufacturer.



### Lifetime

Under no circumstances should the earmuffs be changed or any covers attached to the pillows. Such changes may affect the acoustic performance of the earmuffs. Earmuffs and their cushions may deteriorate with use. The full service life of the product largely depends on how it is used and where it is stored. Therefore, it is very important to examine carefully the earphones and their cushions before use and replace them if they are unsuitable for use.



### Storage

When not in use, the earmuffs should be stored in their boxes away from extreme temperatures. If the earmuffs are wet, they should be allowed to dry slowly and naturally away from direct heat sources before storing them.



## CONFORMITY CHECK

When the earmuff is fitted correctly, your own voice will be echoed and the surrounding sounds will not be the same as before. For optimum noise reduction, the pads should not be used with any objects that may prevent the sealing of the head (such as headbands and temples).

Earmuff should completely cover the ears.

If the earmuffs are not installed correctly and comfortably, you can contact with STARLINE officials for more information.

## Order Information

MODEL	Colour	Barcode	Quantity	 Box Dimension	 Box Weight
BT-01	Yellow	8680907986823	30 Pcs	52x49x32 cm	10.60 kg